

# Metropolis

A modern beamer theme

---

Matthias Vogelgesang

June 10, 2024

Center for modern beamer themes

# Table of contents

1. Introduction
2. Title formats
3. Elements
4. Conclusion

# Introduction

---

The **metropolis** theme is a Beamer theme with minimal visual noise inspired by the HSRM Beamer Theme by Benjamin Weiss.

Enable the theme by loading

```
\documentclass{beamer}  
\usetheme{metropolis}
```

Note, that you have to have Mozilla's *Fira Sans* font and XeTeX installed to enjoy this wonderful typography.

Sections group slides of the same topic

```
\section{Elements}
```

for which **metropolis** provides a nice progress indicator ...

## Title formats

---

# Metropolis title formats

**metropolis** supports 4 different title formats:

- Regular
- SMALL CAPS
- ALL SMALL CAPS
- ALL CAPS

They can either be set at once for every title type or individually.

This frame uses the `smallcaps` title format.

## Potential Problems

Be aware that not every font supports small caps. If for example you typeset your presentation with pdfTeX and the Computer Modern Sans Serif font, every text in small caps will be typeset with the Computer Modern Serif font instead.



This frame uses the `allsmallcaps` title format.

### Potential problems

As this title format also uses small caps you face the same problems as with the `smallcaps` title format. Additionally this format can cause some other problems. Please refer to the documentation if you consider using it.

As a rule of thumb: just use it for plaintext-only titles.

This frame uses the `allcaps` title format.

## Potential Problems

This title format is not as problematic as the `allsmallcaps` format, but basically suffers from the same deficiencies. So please have a look at the documentation if you want to use it.

# Elements

---

The theme provides sensible defaults to  
`\emph{emphasize}` text, `\alert{accent}` parts  
or show `\textbf{bold}` results.

becomes

The theme provides sensible defaults to *emphasize* text, **accent** parts or  
show **bold** results.

# Font feature test

- Regular
- *Italic*
- SMALL CAPS
- **Bold**
- **Bold Italic**
- **Bold Small Caps**
- Monospace
- *Monospace Italic*
- Monospace Bold
- *Monospace Bold Italic*

## Items

- Milk
- Eggs
- Potatoes

## Enumerations

1. First,
2. Second and
3. Last.

## Descriptions

**PowerPoint** Meeh.  
**Beamer** Yeeeha.

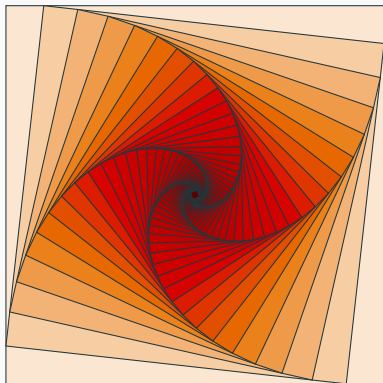
- This is important

- This is important
- Now this



- This is important
- Now this
- And now this

- This is really important
- Now this
- And now this



**Figure 1:** Rotated square from texample.net.

**Table 1:** Largest cities in the world (source: Wikipedia)

City	Population
Mexico City	20,116,842
Shanghai	19,210,000
Peking	15,796,450
Istanbul	14,160,467

# Blocks

Three different block environments are pre-defined and may be styled with an optional background color.

## **Default**

Block content.

## **Alert**

Block content.

## **Example**

Block content.

## **Default**

Block content.

## **Alert**

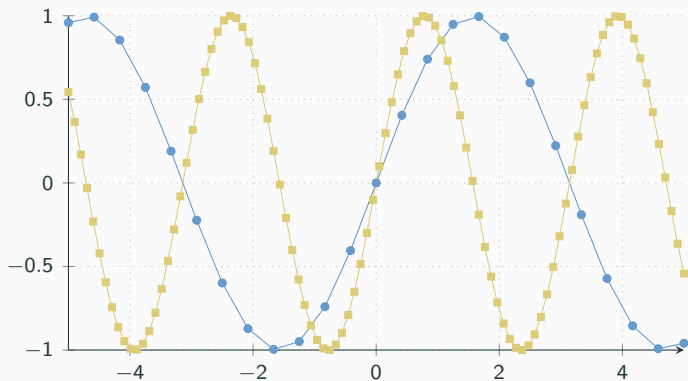
Block content.

## **Example**

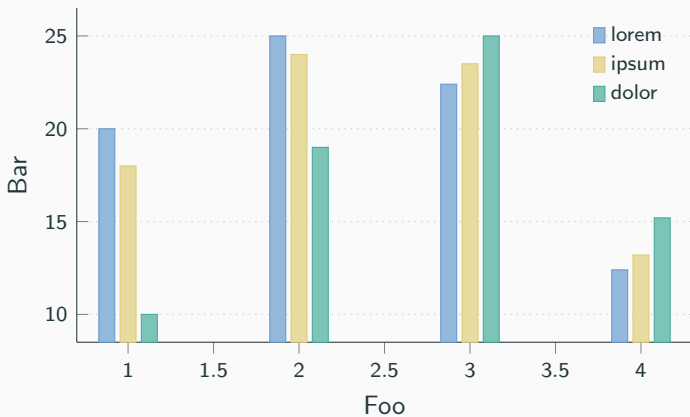
Block content.

$$e = \lim_{n \rightarrow \infty} \left(1 + \frac{1}{n}\right)^n$$

# Line plots



# Bar charts





*Veni, Vidi, Vici*

**metropolis** defines a custom beamer template to add a text to the footer. It can be set via

```
\setbeamertemplate{frame footer}{My custom footer}
```

Some references to showcase `[allowframebreaks]` `[?, ?, ?, ?, ?]`

## Conclusion

---

# Summary

Get the source of this theme and the demo presentation from

`github.com/matze/mtheme`

The theme *itself* is licensed under a Creative Commons Attribution-ShareAlike 4.0 International License.



**Questions?**

# Backup slides

Sometimes, it is useful to add slides at the end of your presentation to refer to during audience questions.

The best way to do this is to include the `appendixnumberbeamer` package in your preamble and call `\appendix` before your backup slides.

**metropolis** will automatically turn off slide numbering and progress bars for slides in the appendix.

